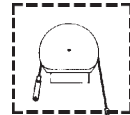


H14 MAST

COMPLETE MAST ASSEMBLY, BLACK 10581100
COMPTIP ASSEMBLY 10582100



OLD STYLE
MASTHEAD W/SHEAVE
BLACK 10600011

MASTHEAD
COMPTIP
10602111

HALYARD SHACKLE 10670000
SINGLE BALL SHANK 8063261
STOP SLEEVE 8063271

HALYARD HOOK
10680001

MAIN HALYARD ASS.
(COMPTIP) 10657001

MAIN HALYARD ASSY (NON COMPTIP)
10651001

CAP PLUG
8090900

LUFF TRACK
38584001

MAST TANG
10690000

DANGER LABEL/WATCH
FOR WIRES 13440010

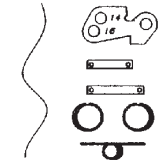
DANGER
ALWAYS USE EXTREME CAUTION WHILE
RAISING AND LOWERING YOUR MAST. CONTACT
WITH A POWER LINE COULD BE FATAL.

SAILFEEDER KIT 80100501
SCREW 8031541

MAST CAUTION LABEL
13440000

DOWNHAUL/HALYARD CLEAT
10730000
SCREW 8030111
NUT 8051301

MAST BASE
BLACK 10640011



MAST STEP LINK KIT 21380001

VENT TUBE 10140000
FOAM PLUG 10060000

H14 HULL

SCREW
8030301

BOW TANG
20120000

LEFT (PORT) REPLACEMENT HULL-WHITE 10010001
RIGHT (STBD) REPLACEMENT HULL-WHITE 10020001
(SPECIFY CCM, HULL COLOR, STRIPING TYPE)
(ALL HULLS COME WITH BLACK PYLONS)

COTTER PIN 8060111

NYLON RUDDER PIN 10881000

UPPER GUDGEON
SCREW 50101301
WASHER 8030001
8080021

LOWER GUDGEON
SCREW 50101401
WASHER 8030001
8080021

DRAIN HOUSING
SCREW 10092000
8031731

DRAIN GASKET 10092025

DRAIN PLUG W/
GASKET 10091000

H14 SHROUDS, FORESTAY & BRIDLES

SHROUD SHACKLE 10700000

SHROUD
BLACK 10792100

FORESTAY
BLACK 10812101

NICOPRESS SLEEVE 8063761

THIMBLE 20800000

PIN AND RING
SET 30303
SEE PAGE 40

CLEVIS PIN 8020381
ADJUSTER RING 20860000

CLEVIS PIN 8020381
ADJUSTER RING 20860000

7 HOLE 1/4" STAY ADJUSTER
20830010

10 HOLE 1/4" ADJUSTER
20830020

SHACKLE 10700000

BRIDLE
BLACK 10822101

SHACKLES (FOR BOATS WITH
BOW PLATES) 10870000
IN PLACE OF TANGS

H14 RUDDER

*BOLT 8040301

*WASHER 8080181

* = SUB ASSEMBLY PART / INCLUDED WITH CASTING

*CAM STOP PLATE 20352000

END CAP 10400010

STRAIGHT BLACK TILLER TUBE 10382010

ADJUSTABLE UPPER RUDDER CASTING
BLACK LEFT (PORT) 10352011
BLACK RIGHT (STBD) 10362011

*CAM 10480000

*PIN 10470000

WHITE RUDDER BLADE 20493000
RACER BLADE 20494000

ADJUSTABLE LOWER RUDDER
CASTING BLACK 10412011

*ADJUSTABLE SCREW 8032001

RUDDER LOCKING KIT
10311900

*PLUNGER 10440000

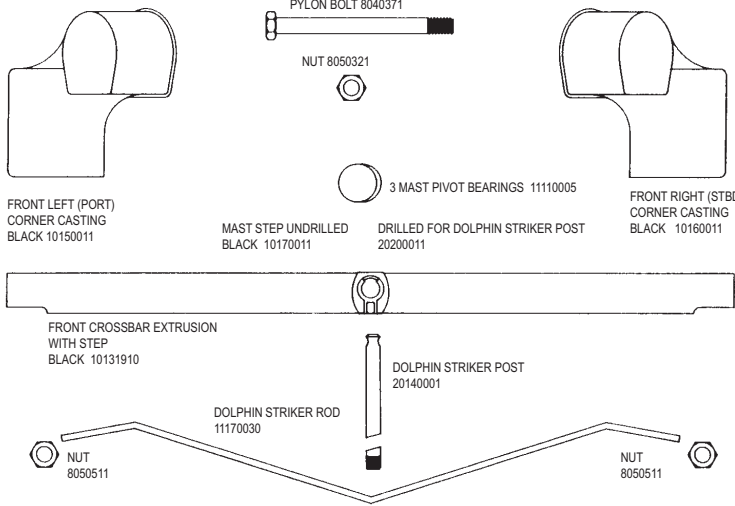
*SPRING 10430000

*DELFIN SCREW 60450000

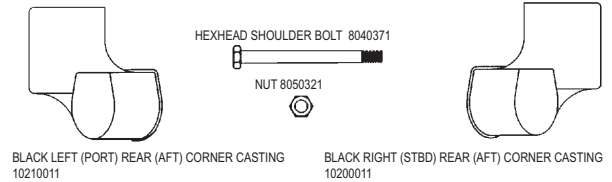

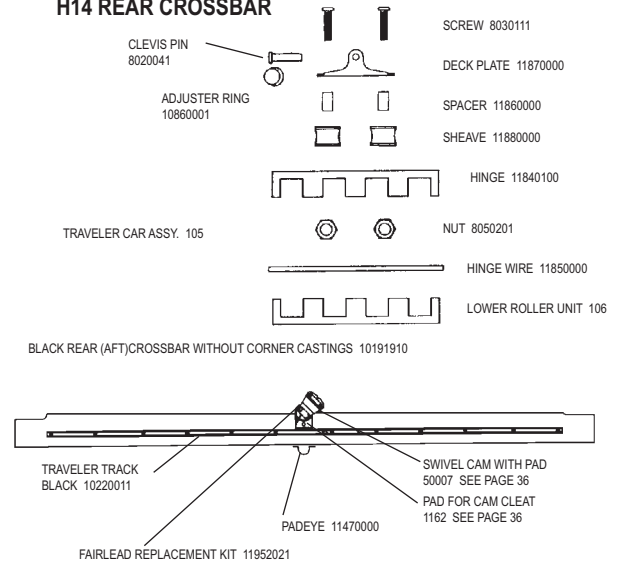
BOLT 8040341

NUT 8050301

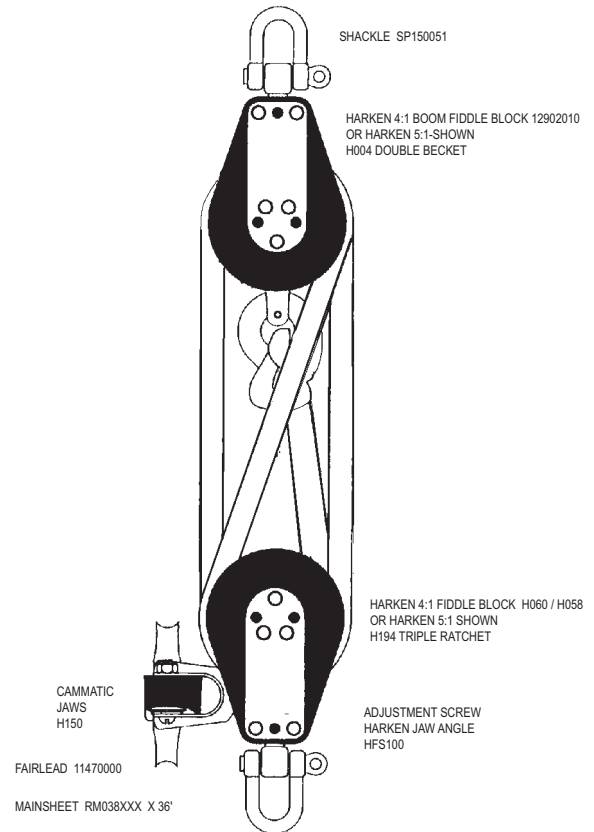
H14 FRONT CROSSBAR



H14 REAR CROSSBAR

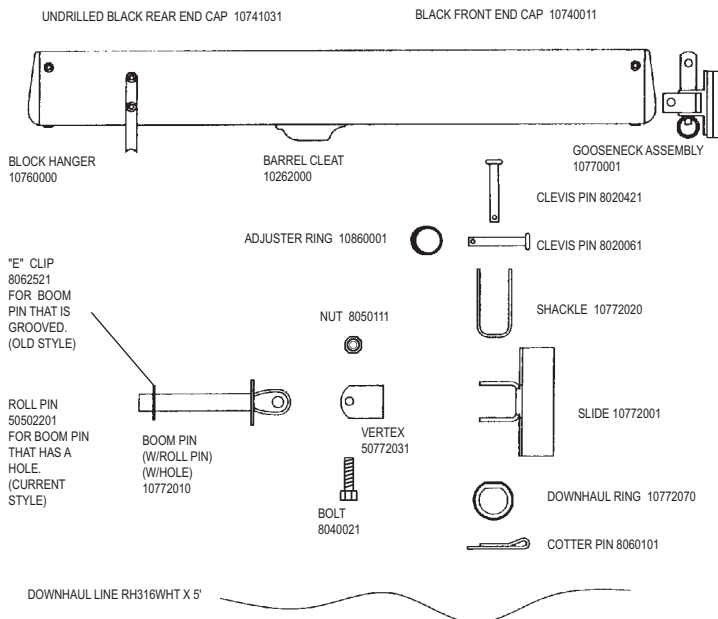


H14 BLOCKS



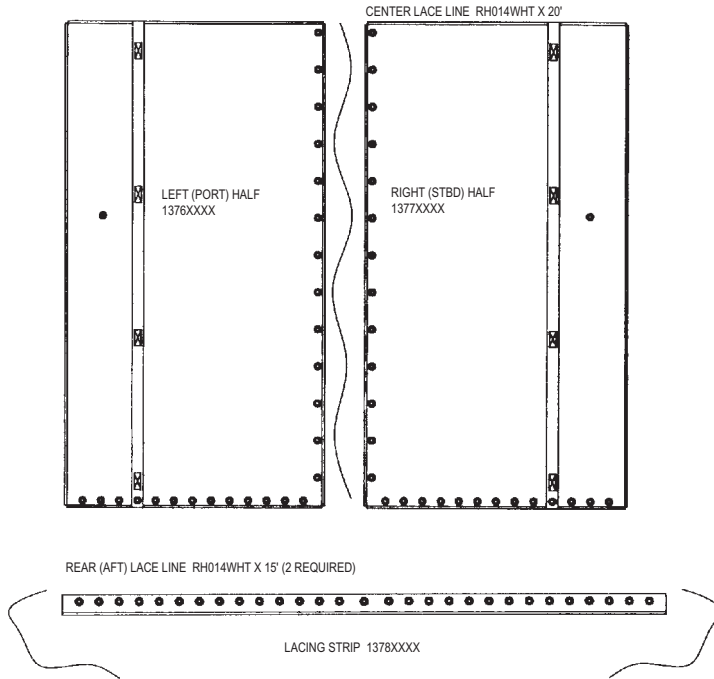
H14 BOOM

BOOM ASSEMBLY
BLACK 10720011



H14 TRAMPOLINE

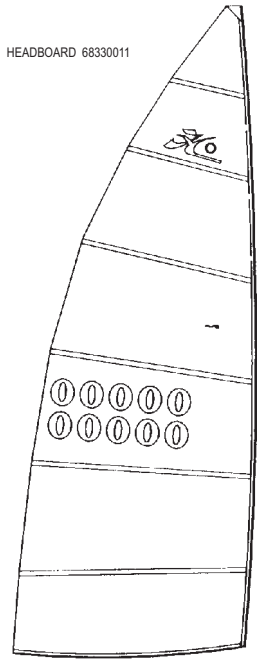
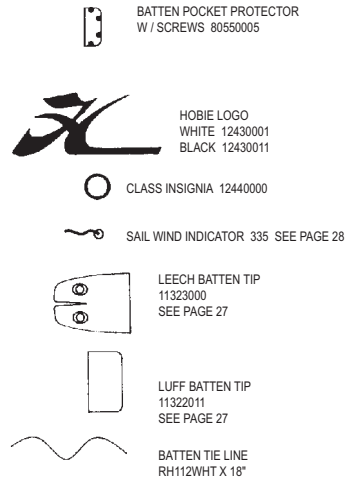
COMPLETE TRAMPOLINE (Does not include lace lines)
 WHITE 10970000
 BLACK MESH 10970055
 TEAL MESH 10970056
 BLUE MESH 10970057



H14 SAIL, BATTENS

MAIN SAIL, 1099XXXX
 SEE SEQUENTIAL PRICE LIST
 OR SAIL COLOR SELECTION SHEET, PAGE 21

HEADBOARD 68330011



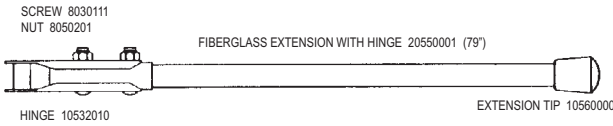
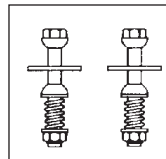
14" SAIL NUMBERS

	BLACK	WHITE
#0	12700030	12700000
#1	12710030	12710000
#2	12720030	12720000
#3	12730030	12730000
#4	12740030	12740000
#5	12750030	12750000
#6 & #9	12760030	12760000
#7	12770030	12770000
#8	12780030	12780000

TACK / CLEW PLATE SET 12240000

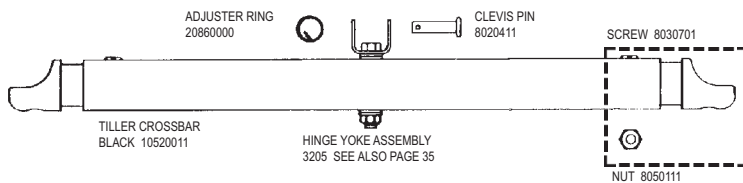
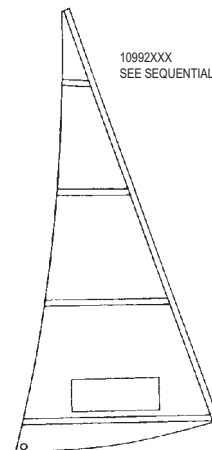
H14 TILLER CROSSBAR AND EXTENSION

TILLER CONNECTOR KIT 11520005



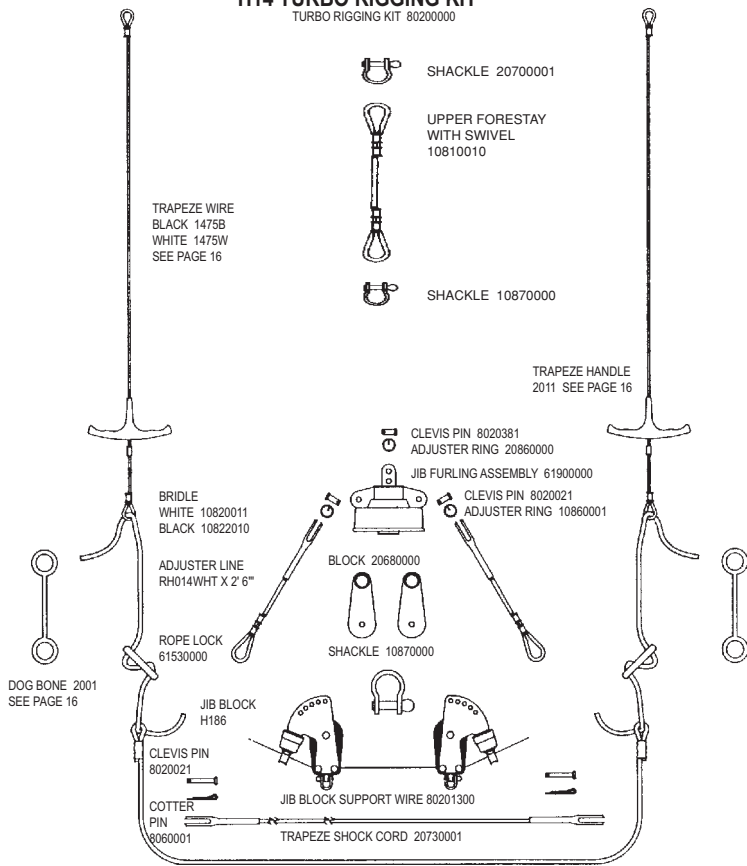
H14 TURBO JIB

10992XXX
 SEE SEQUENTIAL PARTS LIST



H14 TURBO RIGGING KIT

TURBO RIGGING KIT 8020000



H14 Rivet Guide

() = Quantity needed to fasten part

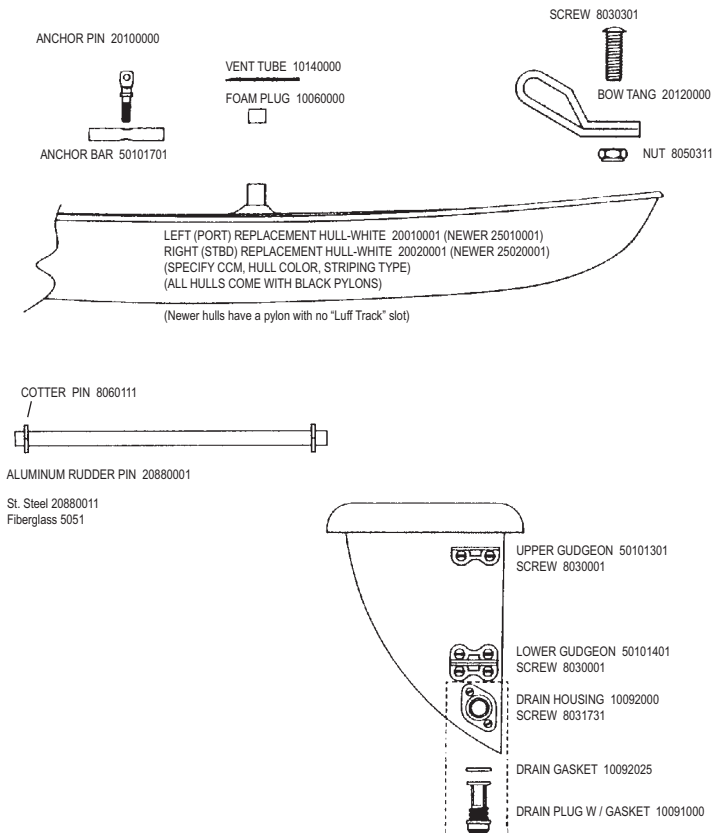
Mast	
Head	8010131 (2)
Halyard Hook	8010181 (2)
	8011291 (2)
Tang	8010181 (6)
	8011291 (6)
Halyard Cleat	8010121 (2)
Base	8010131 (3)
Sidebar	
Chain Plate	8010181 (3)
Rear Crossbar	
Corner Casting	8011231 (6)
Traveler Track	8010201 (18)
or	8010161 (18)
Pad Eye	8010181 (2)
Swivel Jam Cleat	8010201 (1)
	8031501 (2)
	8031231 (1)
	8050801 (1)
	8080101 (1)
Boom	
Front End Cap	8010131 (3)
Tang	8010181 (4)
Barrel Cleat	8010181 (2)
Block Hanger	8010181 (4)
Rear End Cap	8010131 (3)
Front Crossbar	
Mast Step	8011231 (4)
Corner Casting	8011231 (6)
Rudder Assembly	
Upper Casting (Underside)	8010131 (2)
Tiller End Cap	8011231 (1)
	8010131 (2)
Sail	
Headboard	8010020 (16)
Tack/Clew plate	8010020 (6)
Pocket Protector	8010020 (4)
(Requires setting machine-not available as hand tool)	

H16 Rivet Guide

() = Quantity needed to fasten part

Mast	
Head	8010131 (4)
Halyard Hook	8010181 (2)
	8011291 (2)
Tang	8010181 (12)
	8011291 (12)
Halyard Cleat	8010121 (2)
Base	8010131 (3)
Downhaul Cheek Block	8010181 (4)
Front Crossbar	
Corner Casting	8011231 (6)
Mast Step	8011231 (4)
Jib Track	8010201 (6)
Swivel Jam Cleat	8010201 (1)
or	801016
Pad Eye	8031501 (2)
Swivel Jam Cleat	8031231 (1)
	8050801 (1)
	8080101 (1)
Rudder Assembly	
Upper Casting (underside)	8010131 (2)
Tiller End Cap	8011231 (1)
	8010131 (2)
Boom	
Front End Cap	8010131 (3)
Tang	8010181 (4)
Barrel Cleat	8010181 (2)
Block Hanger	8010181 (4)
Rear End Cap	8010131 (2)
Rear Crossbar	
Corner Casting	8011231 (6)
Traveler Track	8010201 (20)
Pad Eye	8010181 (2)
Swivel Jam Cleat	8010201 (1)
	8031501 (2)
	8031231 (1)
	8050801 (1)
	8080101 (1)
Sail	
Main Headboard	8010020 (16)
Tack/Clew Plate	8010020 (6)
Main Pocket Prtc	8010020 (4)
Jib Clew Plate	8010020 (16)
Jib Pocket Prtc	8010020 (3)

H16 HULL



H16 MAST

COMPLETE MAST ASSEMBLY, BLACK 20610000
COMPTIP ASSEMBLY 20611100

