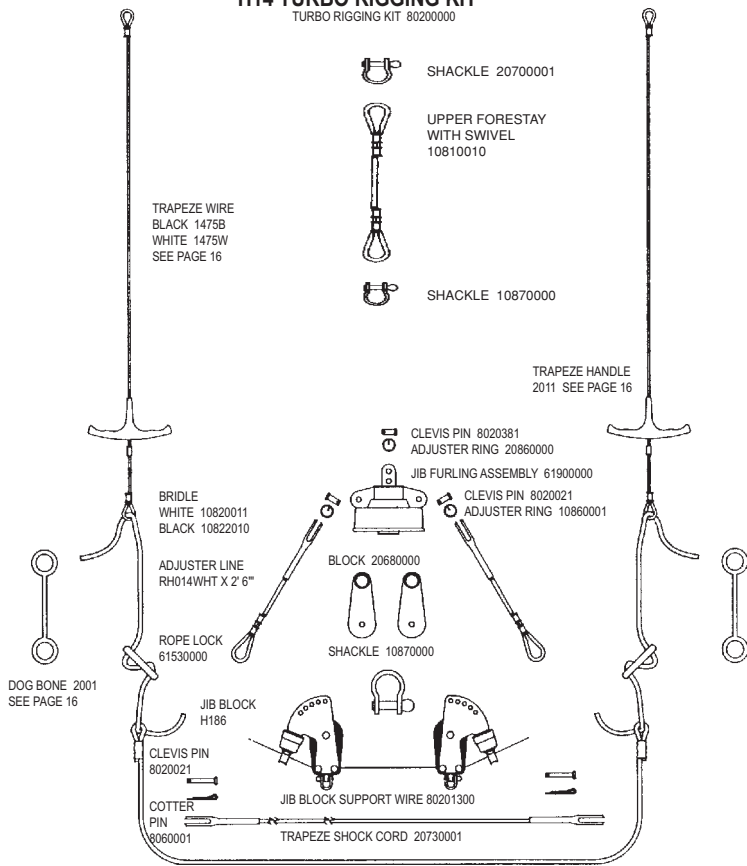


Blank Page

(for page alignment only)

H14 TURBO RIGGING KIT

TURBO RIGGING KIT 8020000



H14 Rivet Guide

() = Quantity needed to fasten part

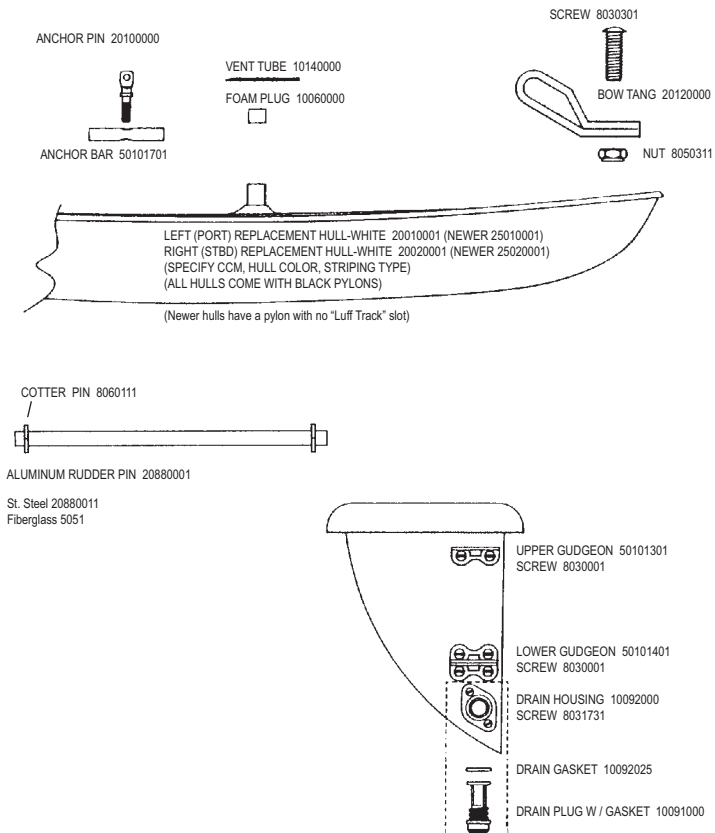
Mast	
Head	8010131 (2)
Halyard Hook	8010181 (2)
	8011291 (2)
Tang	8010181 (6)
	8011291 (6)
Halyard Cleat	8010121 (2)
Base	8010131 (3)
Sidebar	
Chain Plate	8010181 (3)
Rear Crossbar	
Corner Casting	8011231 (6)
Traveler Track	8010201 (18)
or	8010161 (18)
Pad Eye	8010181 (2)
Swivel Jam Cleat	8010201 (1)
	8031501 (2)
	8031231 (1)
	8050801 (1)
	8080101 (1)
Boom	
Front End Cap	8010131 (3)
Tang	8010181 (4)
Barrel Cleat	8010181 (2)
Block Hanger	8010181 (4)
Rear End Cap	8010131 (3)
Front Crossbar	
Mast Step	8011231 (4)
Corner Casting	8011231 (6)
Rudder Assembly	
Upper Casting	8010131 (2)
(Underside)	8011231 (1)
Tiller End Cap	8010131 (2)
Sail	
Headboard	8010020 (16)
Tack/Clew plate	8010020 (6)
Pocket Protector	8010020 (4)
(Requires setting machine-not available as hand tool)	

H16 Rivet Guide

() = Quantity needed to fasten part

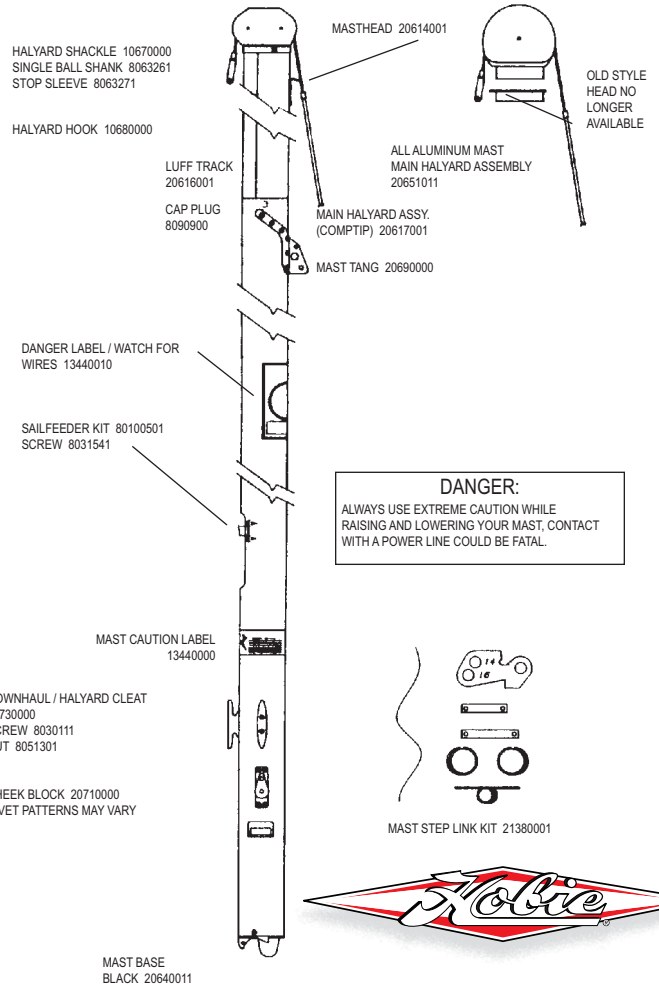
Mast	
Head	8010131 (4)
Halyard Hook	8010181 (2)
	8011291 (2)
Tang	8010181 (12)
	8011291 (12)
Halyard Cleat	8010121 (2)
Base	8010131 (3)
Downhaul Cheek Block	8010181 (4)
Front Crossbar	
Corner Casting	8011231 (6)
Mast Step	8011231 (4)
Jib Track	8010201 (6)
Swivel Jam Cleat	8010201 (1)
or	801016
Pad Eye	8031501 (2)
Swivel Jam Cleat	8031231 (1)
	8050801 (1)
	8080101 (1)
Rudder Assembly	
Upper Casting	8010131 (2)
(underside)	8011231 (1)
Tiller End Cap	8010131 (2)
Boom	
Front End Cap	8010131 (3)
Tang	8010181 (4)
Barrel Cleat	8010181 (2)
Block Hanger	8010181 (4)
Rear End Cap	8010131 (2)
Rear Crossbar	
Corner Casting	8011231 (6)
Traveler Track	8010201 (20)
Pad Eye	8010181 (2)
Swivel Jam Cleat	8010201 (1)
	8031501 (2)
	8031231 (1)
	8050801 (1)
	8080101 (1)
Sail	
Main Headboard	8010020 (16)
Tack/Clew Plate	8010020 (6)
Main Pocket Prtc	8010020 (4)
Jib Clew Plate	8010020 (16)
Jib Pocket Prtc	8010020 (3)

H16 HULL

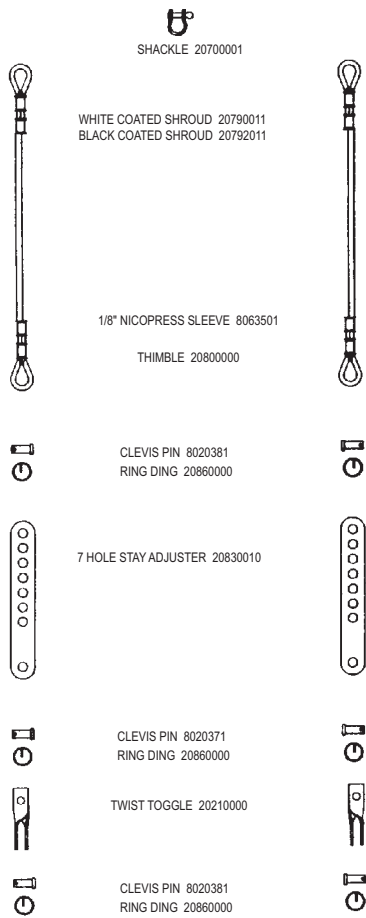


H16 MAST

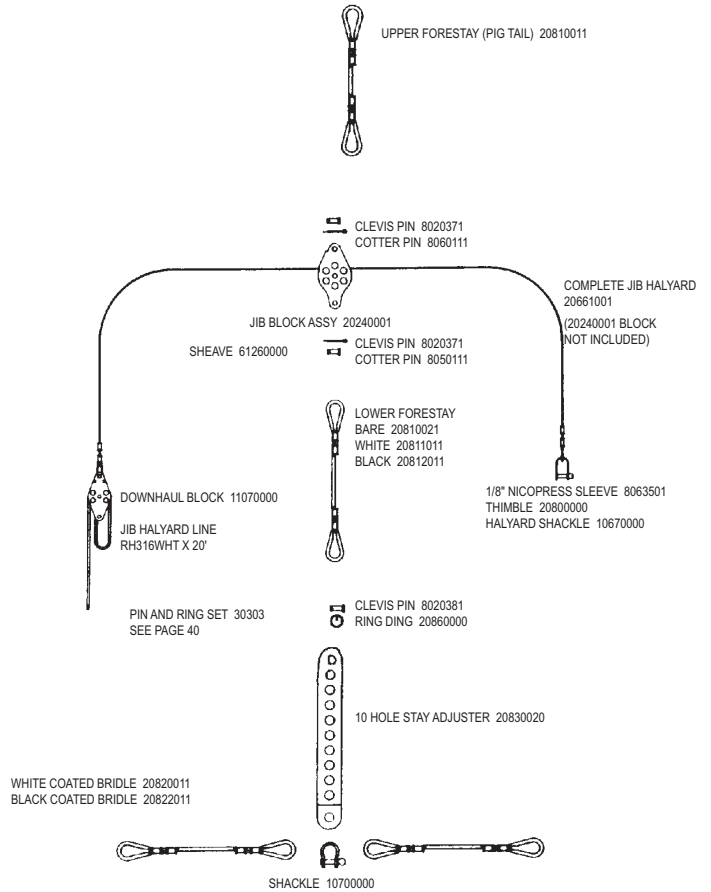
COMPLETE MAST ASSEMBLY, BLACK 20610000
COMPTIP ASSEMBLY 20611100



H16 SHROUDS

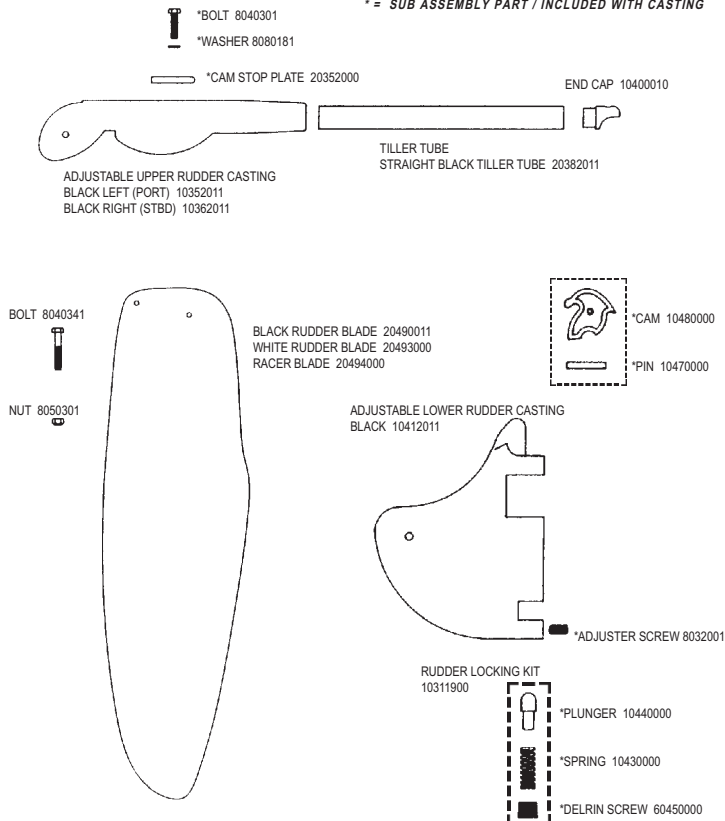


H16 FORESTAY, JIB HALYARD, BRIDLE

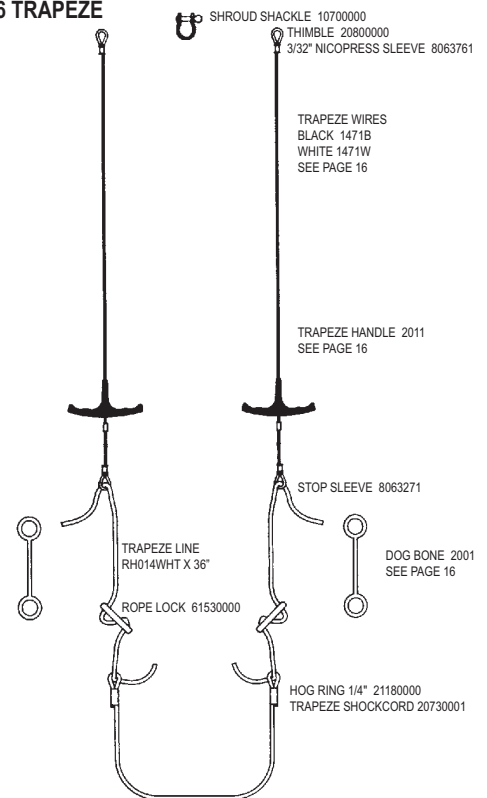


H16 RUDDER

* = SUB ASSEMBLY PART / INCLUDED WITH CASTING

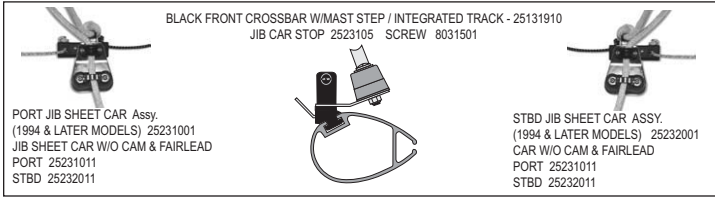


H16 TRAPEZE



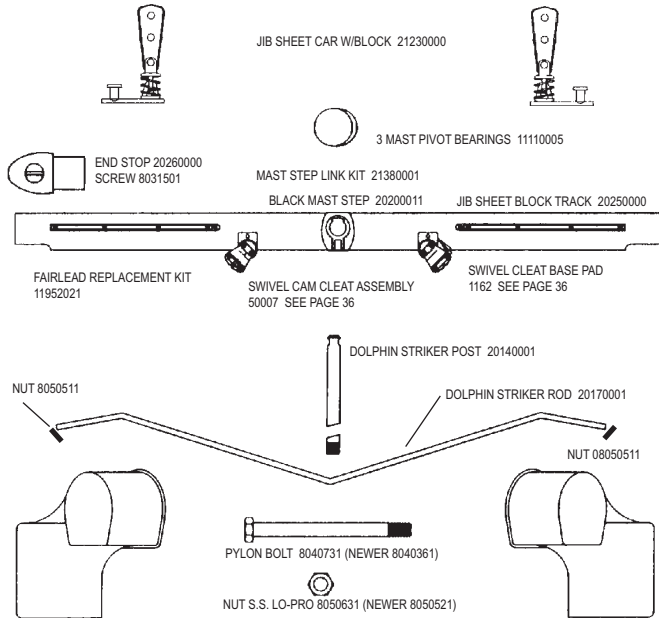
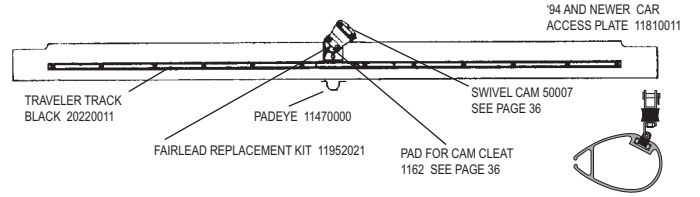
H16 FRONT CROSSBAR

BLACK FRONT CROSSBAR W/MAST STEP / INTEGRATED TRACK 25131910



H16 REAR CROSSBAR

ALL YEARS - BLACK REAR (AFT) CROSSBAR w/ INTEGRATED TRACK, WITHOUT CORNER CASTINGS, INCLUDES CAR ACCESS PLATE 25191911

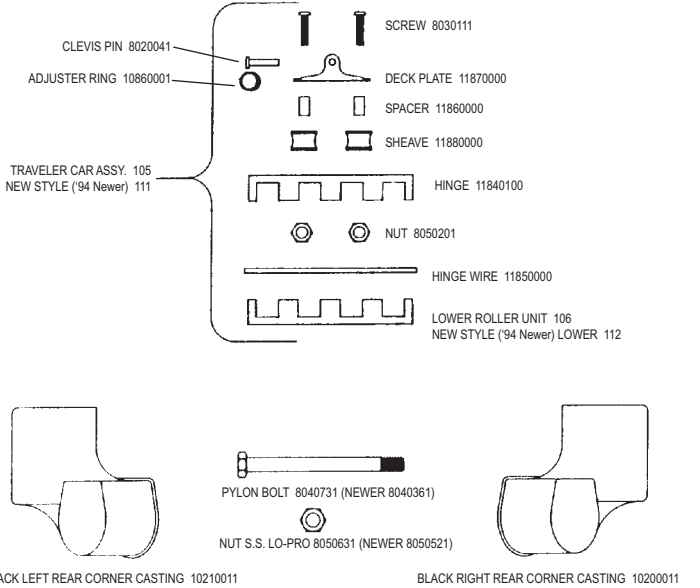


LEFT (PORT) FRONT CORNER CASTING BLACK 10150011
(94-02") LEFT (PORT) FRONT CORNER CASTING BLACK 10152011

RIGHT (STBD) FRONT CORNER CASTING BLACK 10160011
(94-02") RIGHT (STBD) FRONT CORNER CASTING BLACK 10162011

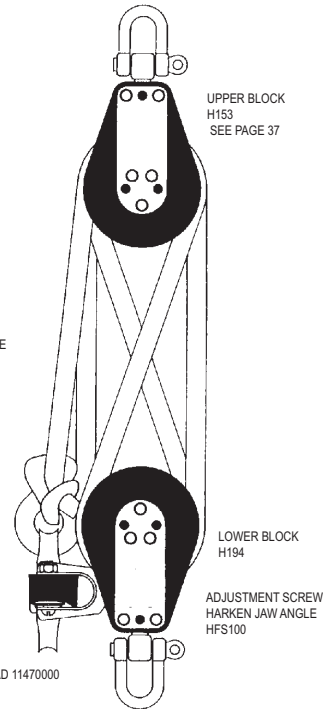
* Not all '94 boats had newer style castings / pylons. In 2003 production returned to the original castings.

(94-03) FRONT CORNER CASTING JIB TRAVELER SHEAVE
SHEAVE 60620000
RIVET 8011251



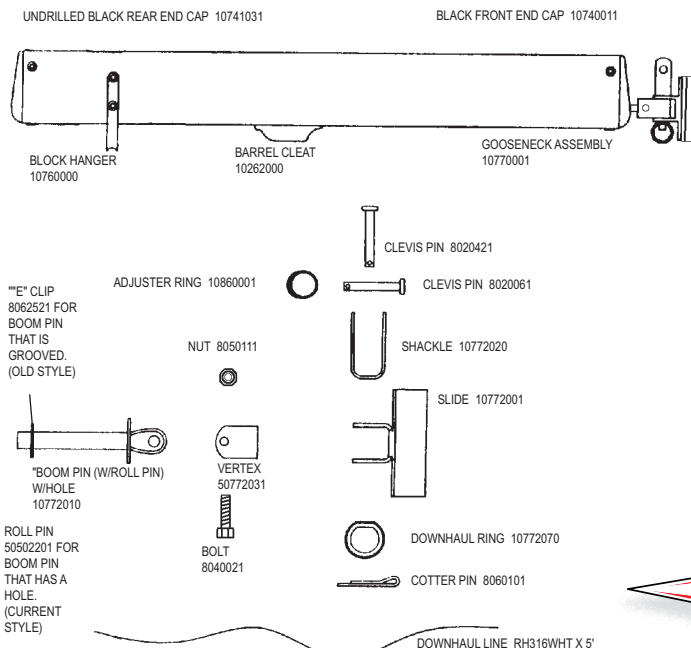
* Not all '94 boats had newer style castings / pylons. In 2003 production returned to the original castings.

H16 BLOCK SET



H16 BOOM

BOOM ASSEMBLY
BLACK 20720011



To order from your nearest HOBIE dealer call
1 (800) HOBIE-49
www.hobiecat.com

H16 MAIN SAIL & BATTENS

MAIN SAIL 20991XXX
SEE SEQUENTIAL PARTS LIST
OR SAIL COLOR SELECTION
SHEET, PAGE 21

HEADBOARD W/IRIVETS
68330011

BATTEN POCKET END PROTECTOR
80550005

PAIR OF WHITE HOBBIE LOGOS 12430001
PAIR OF BLACK HOBBIE LOGOS 12430011

CLASS INSIGNIA 22330000

SAIL WIND INDICATOR 335
SEE PAGE 28

LEECH BATTEN TIP 11323000
SEE PAGES 27

LUFF BATTEN TIP 11322011
SEE PAGE 27

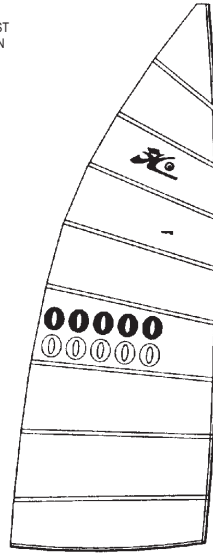
BATTEN TIE LINE
RH112WHT X 18"

SAIL NUMBERS

#	BLACK	WHITE
#0	12700030	12700000
#1	12710030	12710000
#2	12720030	12720000
#3	12730030	12730000
#4	12740030	12740000
#5	12750030	12750000
#6 & #9	12760030	12760000
#7	12770030	12770000
#8	12780030	12780000

CLEW/TACK PLATE SET 12240000

OUTHHAUL LINE RH316WHT X 74"



SAIL BAG/COVER 21310000



21000001 HOBBIE 16 BATTEN SET
(FOR INDIVIDUAL BATTENS SEE UNIVERSAL BATTENS ON PAGE 27)

H16 JIB SAIL & BATTENS

JIB HANK W/SCREW
22090001

SAIL WIND INDICATOR
335 SEE PAGE 28

POCKET END PROTECTOR KIT
22080905

BATTEN TIE LINE
RH112WHT X 18"

JIB SHEET LINE
RM516XXX X 32'
BLUE IS STOCK

BELL SHACKLE 10870000

JIB CLEW BLOCK 20680000

ADJUSTABLE JIB CLEW PLATE 22240000

JIB LEACH CAP 21333000

CLOSED END THIMBLE
20840000
NICOPRESS SLEEVE
8063501

JIB SAILS
20992XXX
SEE SEQUENTIAL PARTS
LIST

SHACKLE
11220000

1/8" HEADSTAY THIMBLE
20800000

JIB BATTEN SET
20400001

BATTEN #4 30"
BATTEN #3 45 3/4"
BATTEN #2 57 7/8"
BATTEN #1 68 7/8"

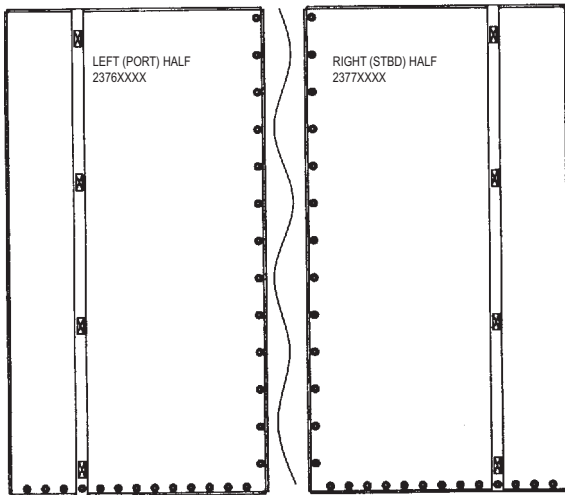
FOR INDIVIDUAL BATTENS SEE
UNIVERSAL BATTENS ON PAGE 27

H16 TRAMPOLINE, SIDEBAR

BLACK SIDEBAR 20270011



COMPLETE TRAMPOLINE (Does not include lace line)
WHITE 20970000
BLACK MESH 20970055
TEAL MESH 20970056
BLUE MESH 20970057

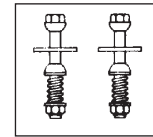


REAR (AFT) LACING LINE RH014WHT X 15"

LACING STRIP
WHITE 13780000
BLACK MESH 13780055
TEAL MESH 13780056
BLUE MESH 13780057

H16 TILLER CROSSBAR

TILLER CONNECTOR KIT 11520005



SCREW 8030111
NUT 8050201
HINGE 10532010
FIBERGLASS EXTENSION WITH HINGE 20550001
EXTENSION TIP 10560000

RUDDER ADJUSTER KIT 60400011

ADJUSTER RING 20860000
CLEVIS PIN 8020411
SCREW 8030701
NUT 8050111
HINGE YOKE ASSEMBLY 3205 SEE ALSO PAGE 35
TILLER CROSSBAR BLACK 20520011
95 - NEWER 20521001